


Wheels

by Bronwen Wall



Published 2017 by the Ministry of Education,
PO Box 1666, Wellington 6140, New Zealand.
www.education.govt.nz

Text copyright © Crown 2017

The images on the following pages are copyright © Crown 2017:

Cover, inside back cover, 2–5, 8, 10, and 11 (all illustrations) by Toby Morris
9 (bike and buggy) and 11 (model train) by Simon Waterfield

The images on pages 6–7 are used with permission from the Alexander Turnbull Library, Wellington:
(penny-farthing bike), reference 1/4-008608-G; (stagecoach), reference PAColl-3064-2-01;
(postwoman), reference 114/253/01-G; (sightseeing bus), reference 1/2-031656-F

The images on the following pages are used with permission:

7 (girl on bike) and 9 (boy on scooter) copyright © Simon Waterfield
12 (Museum Hotel) copyright © Maggie Gould

The images on the following pages are used under a Creative Commons licence (CC BY 2.0):

7 (car) by Oliver Horbacz from <https://goo.gl/ZhnfCL>
9 (car wheel, bottom right) by shrk from <https://goo.gl/kCLMNZ>
9 (bike wheels, bottom right) by David Chu from <https://goo.gl/sV9W6A>
9 (big wheel, little wheel, bottom right) by Indi Samarajiva from <https://goo.gl/G85Bi2>
9 (motorbike wheel, bottom right) by Keith Ellwood from <https://goo.gl/qFV5Aw>

The image on the following page is in the public domain:

9 (tractor) by Rob Mitchell from <https://goo.gl/ffe87r>

All rights reserved.

Enquiries should be made to the publisher.

Publishing services: Lift Education E Tū

Editor: Bernadette Wilson

Designer: Simon Waterfield

Literacy Consultant: Kay Hancock

Consulting Editors: Hōne Apanui and Emeli Sione

ISBN 978 1 77669 095 4 (print)

ISBN 978 1 77663 522 1 (online)

Replacement copies may be ordered from Ministry of Education Customer Services,
online at www.thechair.co.nz

by email: orders@thechair.minedu.govt.nz

or freephone 0800 660 662

Please quote item number 69095.

The teacher support material (TSM) and audio for Ready to Read texts
can be found online at www.readytoread.tki.org.nz

Wheels


by Bronwen Wall

Contents

- 2** How wheels help us
- 4** The history of wheels
- 6** Old wheels, new wheels
- 8** How wheels work
- 9** Different sorts of wheels
- 10** One, two, three wheels
- 11** Four and more wheels
- 12** Wonderful wheels

How wheels help us

The children in this picture are on their way to school.



by bike



by car




by scooter



by taxi van



by wheelchair




by bus

Bikes, scooters, wheelchairs, buses, taxis, and cars all have wheels.

Wheels help us move easily from place to place. Wheels help us go further. Going somewhere on wheels is faster than walking.

Many of them are using wheels.
How did you get to school today?



The history of wheels

Wheels were invented long ago to solve the problem of moving heavy things.

People saw that round things could be used as rollers to move other things.

People worked out how to make wheels.



This is a wooden wheel from about five thousand years ago.

They used wheels to make **vehicles**, like carts and wagons. (A vehicle is something that is used to carry people or things.)



This is a hay cart from about two hundred years ago.

Old wheels, new wheels

Wheels have changed a lot since they were first invented.

These photos show some ways that wheels have changed in the last 150 years.



This bike is called a penny-farthing.

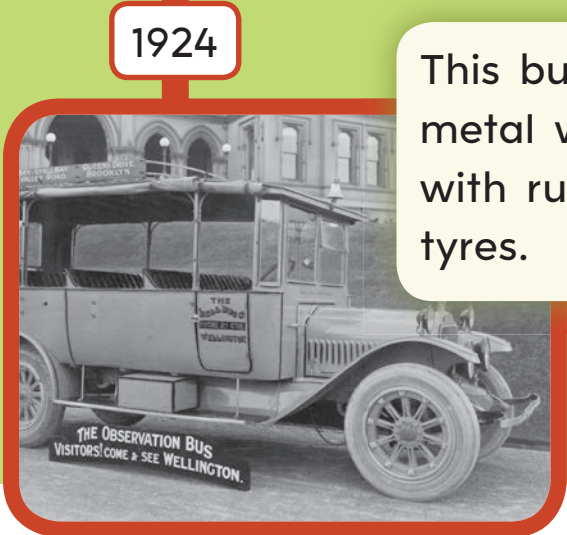
Both wheels are the same size on this bike.




The wheels on this bike have thick tyres to make riding comfortable.



This stagecoach has wooden wheels.



This bus has metal wheels with rubber tyres.



Wheels on cars today have strong, tough tyres.

How wheels work

A wheel has a hole in the middle for an **axle**. The axle goes through the middle of the wheel. The wheel turns round the axle.




Different sorts of wheels

Some wheels are big.



Some wheels are small.



Some wheels have **spokes**.



Some wheels are solid.

Most wheels have tyres.









One, two, three wheels

Some vehicles have only one wheel.

Many vehicles have two wheels,
and some have three wheels.


This table shows vehicles
with one, two, or three wheels.

1 wheel	2 wheels	3 wheels
		
		
A unicycle has one wheel.	A bicycle has two wheels.	A tricycle has three wheels.

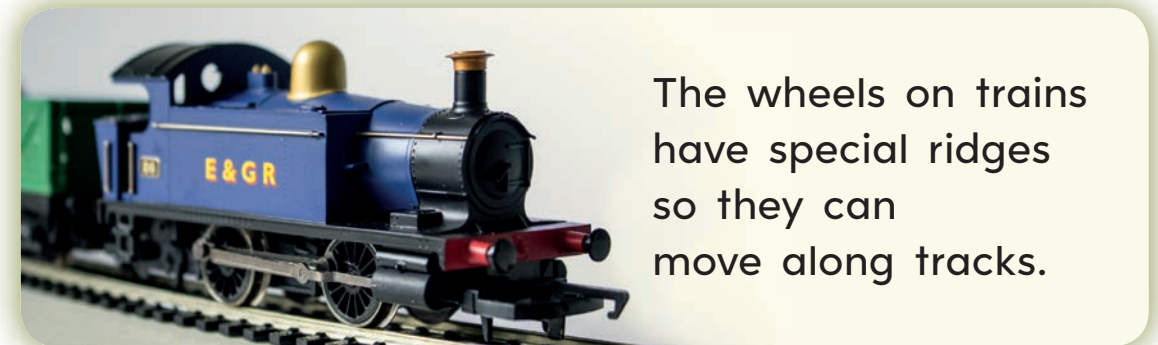
Four and more wheels



Many vehicles have four wheels.

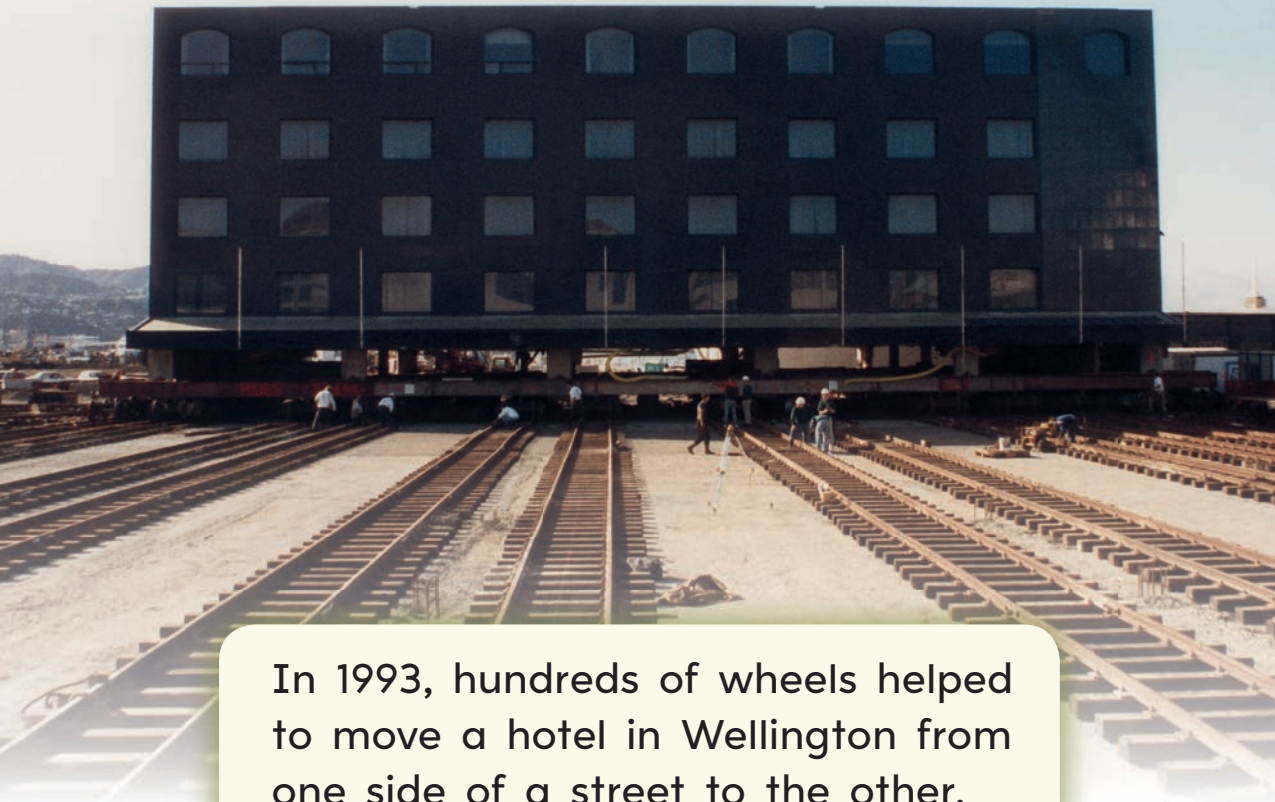


Some vehicles have more than four wheels.




Wonderful wheels

Wheels help us in many ways.
They take us places, and they help us
move things from place to place.
Wheels can even move buildings!



In 1993, hundreds of wheels helped to move a hotel in Wellington from one side of a street to the other.



Where would we be without wheels?

This book is for students to read and enjoy after they have become very familiar with the big book during many shared reading sessions.

Scan the QR code or use the short URL to go directly to an audio recording of this book.



Wheels

bit.ly/2RxZb1G



MINISTRY OF EDUCATION
TE TĀHUHU O TE MĀTAURANGA

[New Zealand Government](https://www.govt.nz/)

